
















Exploded diagram and spare parts list (CW195-Refrigerator) (CW196-Freezer)

Machine	Explode	Code	Description
CW195/CW196 - Polar Gastro Double Door Upright Stable Door	1	AB948	Hinge
CW195/CW196 - Polar Gastro Double Door Upright Stable Door	2	AB919	Front Panel
CW195/CW196 - Polar Gastro Double Door Upright Stable Door	3	AB352	Lock
CW195/CW196 - Polar Gastro Double Door Upright Stable Door	4	AB363	Thermostat
CW195/CW196 - Polar Gastro Double Door Upright Stable Door	5	AB308	Main Switch
CW195/CW196 - Polar Gastro Double Door Upright Stable Door	6	AB888	Door Switch
CW195/CW196 - Polar Gastro Double Door Upright Stable Door	7	AB979	Up Hinge Left
CW195/CW196 - Polar Gastro Double Door Upright Stable Door	8	AB346	Door Spring
CW195/CW196 - Polar Gastro Double Door Upright Stable Door	9		Door(Door With Handle)
CW195/CW196 - Polar Gastro Double Door Upright Stable Door	10	AH300	Gasket
CW195/CW196 - Polar Gastro Double Door Upright Stable Door	11	AB287	Down Hinge Axis Jacket
CW195/CW196 - Polar Gastro Double Door Upright Stable Door	12		Down Support Right
CW195/CW196 - Polar Gastro Double Door Upright Stable Door	12A		Down Support Left
CW195/CW196 - Polar Gastro Double Door Upright Stable Door	12B		Up Support Right
CW195/CW196 - Polar Gastro Double Door Upright Stable Door	12C		Up Support Left
CW195/CW196 - Polar Gastro Double Door Upright Stable Door	13	AB982	Water Box
CW195/CW196 - Polar Gastro Double Door Upright Stable Door	14		Water Pan Guide Right
CW195/CW196 - Polar Gastro Double Door Upright Stable Door	14A		Water Pan Guide Left
CW195/CW196 - Polar Gastro Double Door Upright Stable Door	15	AA634	Drain Pipe Nut
CW195/CW196 - Polar Gastro Double Door Upright Stable Door	16	AE824	Castors (SET 4)
CW195/CW196 - Polar Gastro Double Door Upright Stable Door	16	AB328	Braked Castors
CW195/CW196 - Polar Gastro Double Door Upright Stable Door	16	AB856	Standard Castor
CW195/CW196 - Polar Gastro Double Door Upright Stable Door	17	AA637	Drain Pipe
CW195/CW196 - Polar Gastro Double Door Upright Stable Door	18	AA638	Drain Pipe Cover
CW195/CW196 - Polar Gastro Double Door Upright Stable Door	19	AB356	Down Hinge Axis
CW195/CW196 - Polar Gastro Double Door Upright Stable Door	20	AH321	Down Hinge
CW195/CW196 - Polar Gastro Double Door Upright Stable Door	21		Body for CW195
CW195/CW196 - Polar Gastro Double Door Upright Stable Door	21		Body for CW196
CW195/CW196 - Polar Gastro Double Door Upright Stable Door	22	AB411	Shelf
CW195/CW196 - Polar Gastro Double Door Upright Stable Door	23	AB412	Guide Right
CW195/CW196 - Polar Gastro Double Door Upright Stable Door	23A	AB413	Guide Left
CW195/CW196 - Polar Gastro Double Door Upright Stable Door	24	AB953	Probe Padding
CW195/CW196 - Polar Gastro Double Door Upright Stable Door	25	AA639	Sensor Fixed Clip
CW195/CW196 - Polar Gastro Double Door Upright Stable Door	26	AC614	Sensor
CW195/CW196 - Polar Gastro Double Door Upright Stable Door	27		Circle Fan Cover
CW195/CW196 - Polar Gastro Double Door Upright Stable Door	28	AH301	Circle Fan
CW195/CW196 - Polar Gastro Double Door Upright Stable Door	29	AB916	Screen Filter for CW195
CW195/CW196 - Polar Gastro Double Door Upright Stable Door	29	AB915	Screen Filter for CW196
CW195/CW196 - Polar Gastro Double Door Upright Stable Door	30	AH302	Unite Board
CW195/CW196 - Polar Gastro Double Door Upright Stable Door	31	AA658	Basket Guard Grilles
CW195/CW196 - Polar Gastro Double Door Upright Stable Door	32	AE831	Discharge Tube for CW195

Exploded diagram and spare parts list (CW195-Refrigerator) (CW196-Freezer)

CW195/CW196 - Polar Gastro Double Door Upright Stable Door	32	AH310	Discharge Tube for CW196
CW195/CW196 - Polar Gastro Double Door Upright Stable Door	35	AG554	Power Cord
CW195/CW196 - Polar Gastro Double Door Upright Stable Door	36	AH305	Suction Pipe for CW195
CW195/CW196 - Polar Gastro Double Door Upright Stable Door	36	AH306	Suction Pipe for CW196
CW195/CW196 - Polar Gastro Double Door Upright Stable Door	38	AB110	Compressor(R404a) for CW196
CW195/CW196 - Polar Gastro Double Door Upright Stable Door	38	AH011	Compressor(R290) for CW195
CW195/CW196 - Polar Gastro Double Door Upright Stable Door	38	AH013	Compressor(R290) for CW196
CW195/CW196 - Polar Gastro Double Door Upright Stable Door	39	AB309	Condenser Fan for CW195
CW195/CW196 - Polar Gastro Double Door Upright Stable Door	39	AB312	Condenser Fan for CW196
CW195/CW196 - Polar Gastro Double Door Upright Stable Door	40	AB869	Condenser for CW195
CW195/CW196 - Polar Gastro Double Door Upright Stable Door	40	AB868	Condenser for CW196
CW195/CW196 - Polar Gastro Double Door Upright Stable Door	41		Capillary
CW195/CW196 - Polar Gastro Double Door Upright Stable Door	42	AB120	Filter Drier
CW195/CW196 - Polar Gastro Double Door Upright Stable Door	43		Back Middle Support
CW195/CW196 - Polar Gastro Double Door Upright Stable Door	44	AH312	Front Panel Fixed Clip
CW195/CW196 - Polar Gastro Double Door Upright Stable Door	45		Middle Hinge Left
CW195/CW196 - Polar Gastro Double Door Upright Stable Door	48		Support
CW195/CW196 - Polar Gastro Double Door Upright Stable Door	49	AB980	Up Hinge Right
CW195/CW196 - Polar Gastro Double Door Upright Stable Door	51		Middle Hinge Right
CW195/CW196 - Polar Gastro Double Door Upright Stable Door	52	AH309	Floor Protector Shelf
CW195/CW196 - Polar Gastro Double Door Upright Stable Door	53	AG600	Middle Bridge for CW195
CW195/CW196 - Polar Gastro Double Door Upright Stable Door	53	AG604	Middle Bridge for CW196